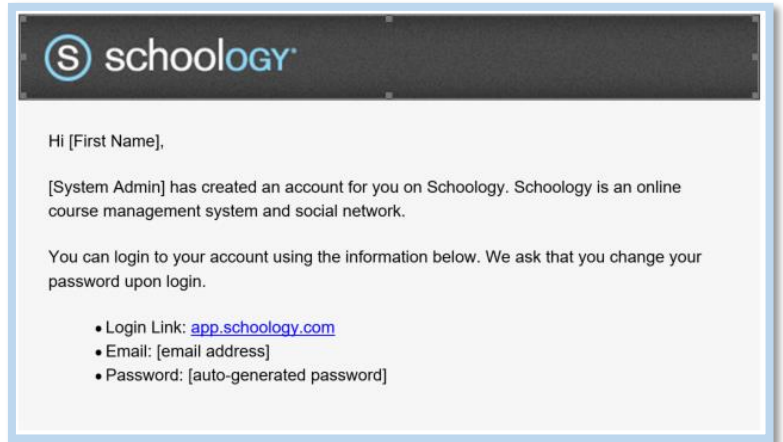


Please note: Complete the following steps *after* receiving your Schoolology account email.

## Sample Schoolology email:

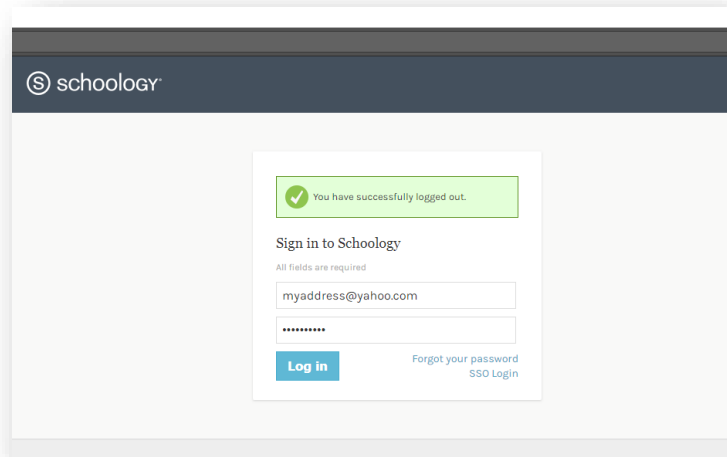


### Step 1:

Go to the following login link:

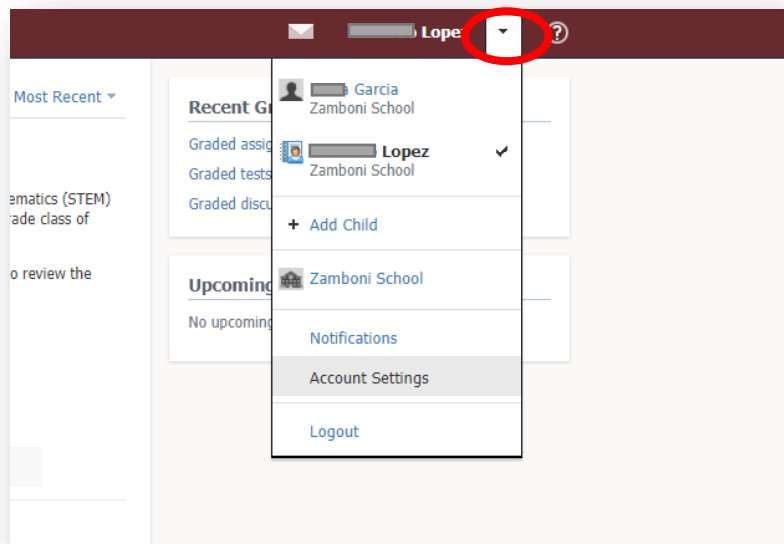
**[app.schoolology.com](http://app.schoolology.com)**

and enter the information listed in the email.



### Step 2:

Go to the drop down arrow next to your child's name and select "Account Settings"



### Step 3:

Once in account settings change your password by going to the "Account Password" area and click on the "Save Changes" button.

**Account Password**

Password: 1. Change Password Here  
2. Click "Save Changes"

**Link Account**

[Link Accounts](#) Instructions: Use this to link your other Schoology accounts together. This will enable you to switch between your accounts without having to log in to each separately.

**Other Options**

File Uploader:  Advanced (requires Flash)  Basic (use this option if you are having trouble uploading files)

**Save Changes**

### Grades and Course content:

In **Home**: click on the Grades Tab for your student's grades.

In **Courses**: click on a specific course to view course content and materials.

PARAMOUNT UNIFIED SCHOOL DISTRICT

Home Courses Groups

Summary

Grades/Attendance

Mastery

Calendar

Messages

Current

Download Student Report

Algebra 1: Section 1021 - Period 1

Language Arts 8th: Section 5031 - Period 5

Physical Education 8th Grade: Section 4026 - Period

Physical Science Grade 8: Section 2022 - Period 2

Student Grades

Course Materials and details

### Home and School Communication:

To communicate with school staff and/or faculty:

In **Home** Select "messages" or click on the envelope icon on the navigation bar.

PARAMOUNT UNIFIED SCHOOL DISTRICT

Home Course

Summary

Grades/Attendance

Mastery

Calendar

Messages

Current

Algebra

Langua

Physica

