



TOM TORLAKSON
State Superintendent
of Public Instruction

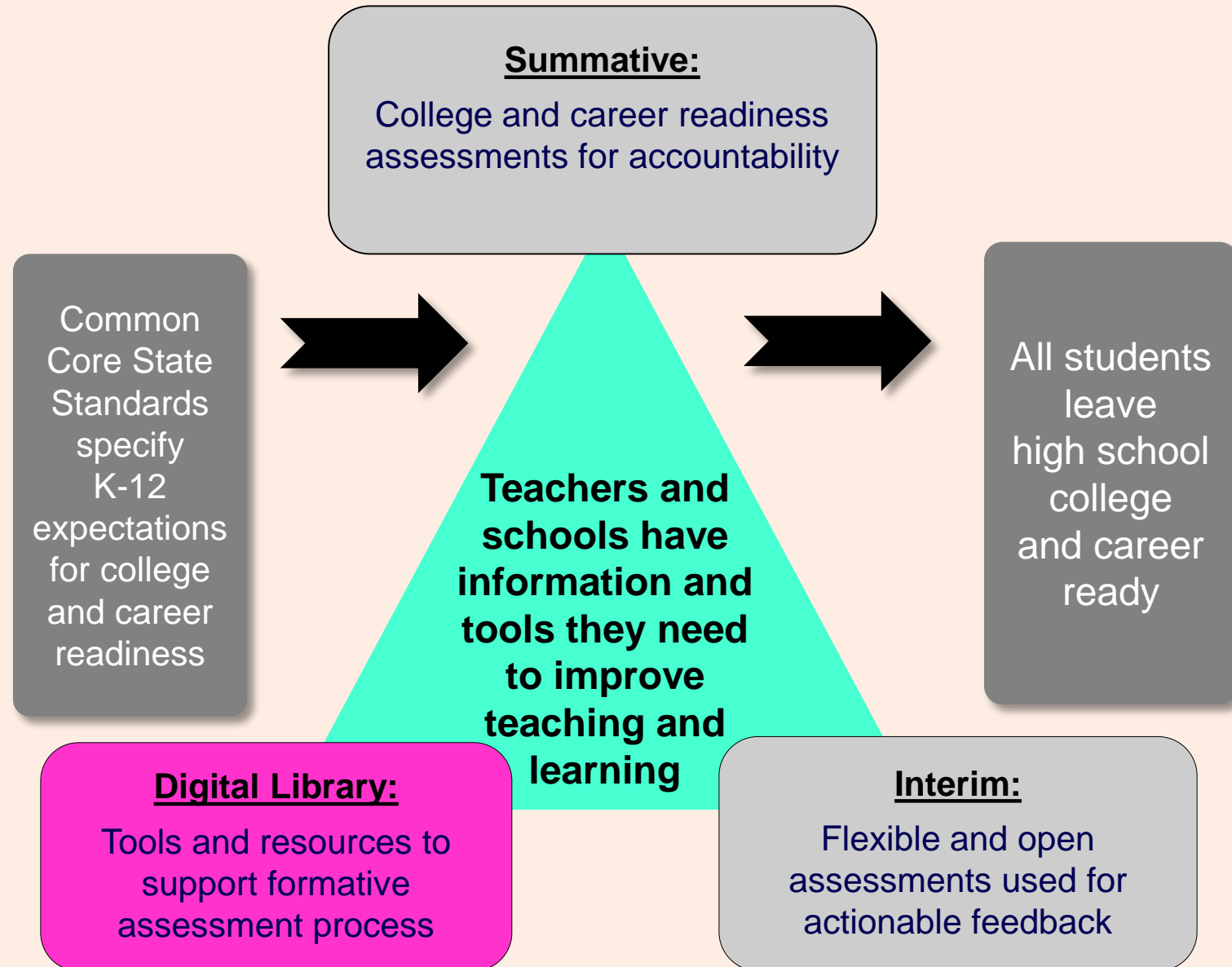
Introducing the Smarter Balanced Digital Library

- ❖ Overview
 - ❖ Navigation
 - ❖ Favorites
 - ❖ Forums



TOM TORLAKSON
State Superintendent
of Public Instruction

Smarter Balanced Assessment System





TOM TORLAKSON
State Superintendent
of Public Instruction

Digital Library Overview

- Online collection of over 2,600 instructional and professional learning resources that support implementation of the formative assessment process
- Many resources can be used across grades and content areas
- Supports professional development for a balanced assessment system
- Incorporates cross-state collaboration features



TOM TORLAKSON
State Superintendent
of Public Instruction

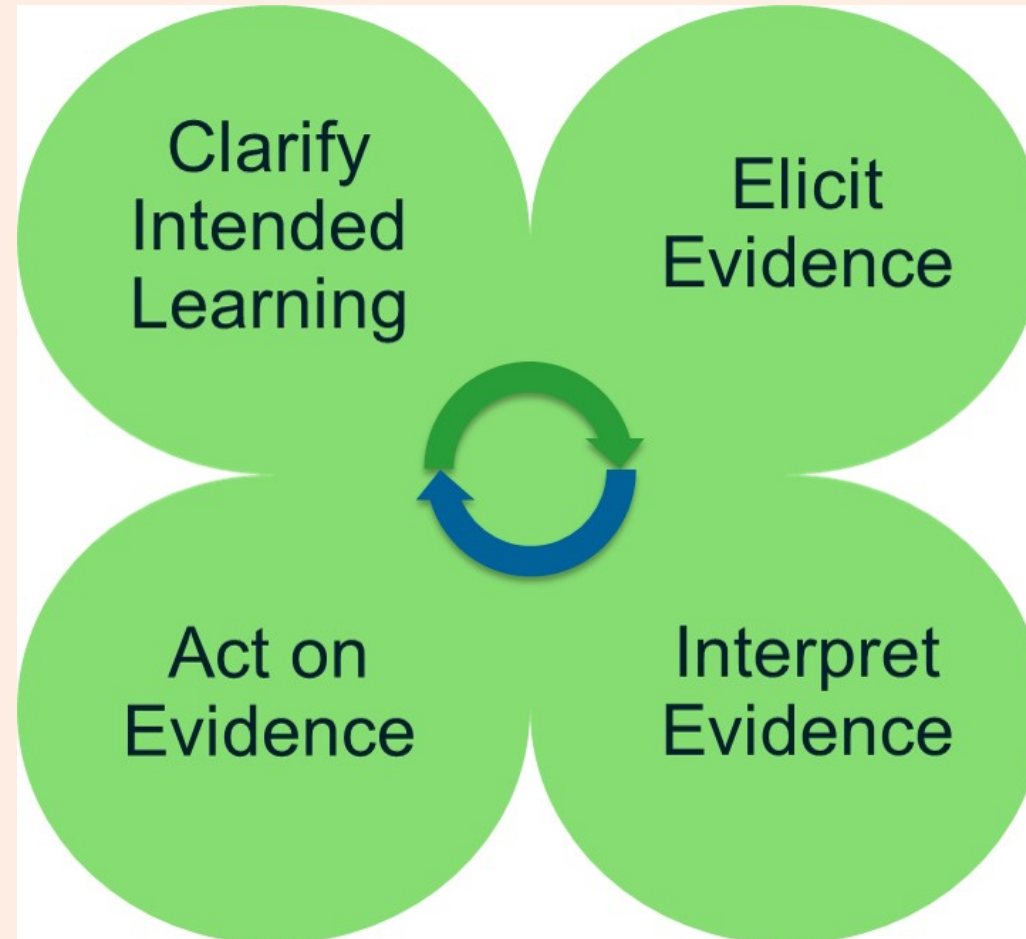
Quality Criteria for Digital Library Resources

- Aligns with Common Core State Standards
- Demonstrates and incorporates high-quality formative assessment practices
- Reflects learner differences and supports personalized learning
- Engaging and user-friendly



TOM TORLAKSON
State Superintendent
of Public Instruction

Four Attributes of the Formative Assessment Process



Accessing the Digital Library



TOM TORLAKSON
State Superintendent
of Public Instruction

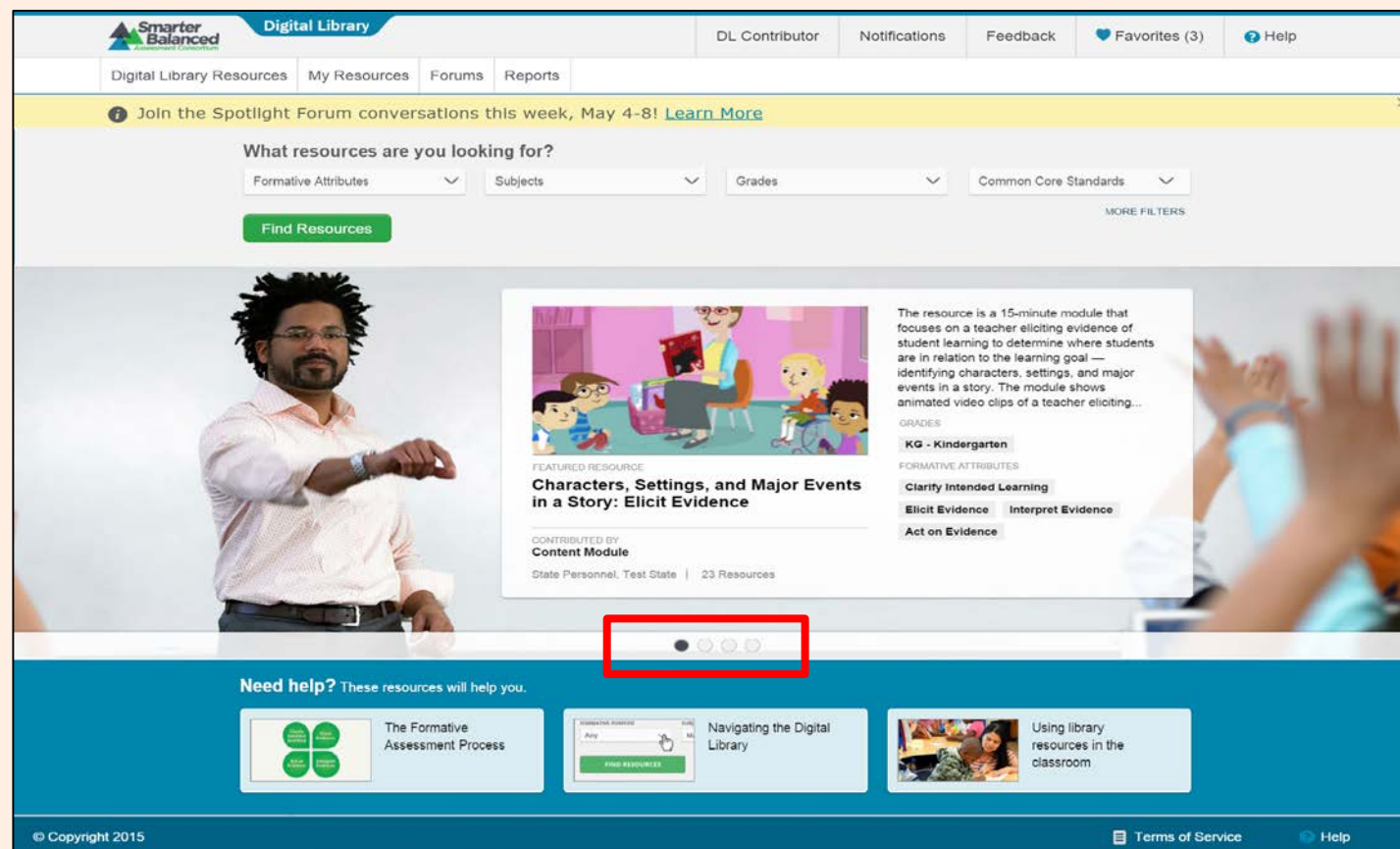
The screenshot shows the CAASPP Portal homepage. At the top left is the CAASPP logo with the text "California Assessment of Student Performance and Progress". To the right is a "Contact Us" link. Below the logo is a navigation bar with links: Home, About, Test Administration, TA Resources, Training, FAQs, Calendar, and System Status. The main content area features a large image of students in a classroom. To the right of the image is an "Important" section with links to "System Status Alert", "Known Issues Log", "Using 2014-15 Condition Codes", and "2015 Student Data File Layout (PDF)". Below these are eight green buttons arranged in two rows. The button "Smarter Balanced Digital Library" in the top row is highlighted with a red rectangle. The buttons are: "Test Operations Management System (TOMS) for 2015-16", "Test Administrator Interface", "Practice & Training Tests", "Smarter Balanced Digital Library", "Secure Browsers", "Online Reporting System (including Completion Status)", "Interim Assessment Hand Scoring System", and "Interim Assessment Reporting System".

To access the Digital Library, go to <http://www.caaspp.org> and select the “Smarter Balanced Digital Library” button.



TOM TORLAKSON
State Superintendent
of Public Instruction

Digital Library Home Page



The carousel in the middle of the home page rotates through 4 featured resources. To navigate through the featured resources manually, select one of the circles underneath the resource. The featured resources are changed periodically.



TOM TORLAKSON
State Superintendent
of Public Instruction

Digital Library Home Page

Smarter Balanced
Assessment Consortium

Digital Library

DL Contributor Notifications Feedback Favorites (3) Help

Digital Library Resources My Resources Forums Reports

Join the Spotlight Forum conversations this week, May 4-8! [Learn More](#)

What resources are you looking for?

Formative Attributes Subjects Grades Common Core Standards

Find Resources MORE FILTERS

FEATURED RESOURCE
Characters, Settings, and Major Events in a Story: Elicit Evidence

CONTRIBUTED BY
Content Module
State Personnel, Test State | 23 Resources

The resource is a 15-minute module that focuses on a teacher eliciting evidence of student learning to determine where students are in relation to the learning goal — identifying characters, settings, and major events in a story. The module shows animated video clips of a teacher eliciting...

GRADES
KG - Kindergarten

FORMATIVE ATTRIBUTES
Clarify Intended Learning
Elicit Evidence **Interpret Evidence**
Act on Evidence

Need help? These resources will help you.

The Formative Assessment Process

Navigating the Digital Library

Using library resources in the classroom

© Copyright 2015

Terms of Service Help





Four filtering tags are provided in a drop down menu, or you can search with other filters by selecting the green button labeled “Find Resources”



TOM TORLAKSON
State Superintendent
of Public Instruction


Using the Filters

What resources are you looking for?

Formative Assessment Attributes  Subjects  Grades  Common Core State Standards 

[Find Resources](#) [MORE FILTERS](#)

Select one or more of the drop down arrows for filtering purposes.


Formative Assessment Attributes 


☐ Clarify Intended Learning

☐ Elicit Evidence

☐ Interpret Evidence

☐ Act on Evidence



Subjects 

☒ ELA

☒ Math

☒ Science and Technical


☒ History/Social Studies


☐ Arts

☐ World Languages

☐ Health

☐ Physical Education



Grades 

☐ Kindergarten

☐ Grade 1

☐ Grade 2


☐ Grade 3

☐ Grade 4

☐ Grade 5



☐ Grade 6

☐ Grade 7



Select Common Core Standards

Choose Your Subject Area

[English / Language Arts](#)  [Mathematics](#) 



TOM TORLAKSON
State Superintendent
of Public Instruction

Selecting a Resource

✓ Posted with Distinction

Hide

Fractions: Size Matters

Fractions: Size Matters

Mathematics, Grade 4

This resource focuses on equivalent fractions and fraction comparisons. Students will use a variety of models such as number lines,...

Subjects: Math - Practice - 2. Reason abstractly and quantitatively, Math - Practice - 3. Construct viable arguments and critique the reasoning of others, Math - Practice - 7. Look for and make use of structure, Math - Numbers & Operations - Fractions - Content

Grades: Grade 4

Media Types: Document

349 131 (0)

Farmer Fred

Farmer Fred

GRADE 4 SANTOSI FARMER FRED

This is a multi-week unit that focuses on fractional parts of a whole. Annotated work samples and instructional implications provide...

Subjects: Math - Operations & Algebraic Thinking - Content, Math - Numbers & Operations - Fractions - Content, Math - Geometry - Content

Grades: Grade 4

Media Types: Document

166 55 (0)

Chocolate Bar Fractions

Chocolate Bar Fractions

GRADE 4 ANALYTIC CHOCOLATE BAR FRACTIONS

This is a 4th grade resource that focuses on equivalence, ordering, and addition with fractions and the meaning of multiplication to extend...

Subjects: Math - Numbers & Operations - Fractions - Content

Grades: Grade 4

Media Types: Document

154 54 (0)

Compare and Order Fractions

Benchmark Fractions

This lesson explores different conceptual strategies for comparing and ordering fractions. The pre-assessment is used to create groups for...

Subjects: Math - Numbers & Operations - Fractions - Content

Grades: Grade 3, Grade 4, Grade 5, Grade 6

Media Types: Document

154 56 (0)

Show

Benchmark Fractions: What's it Closest To?

Benchmark Fractions: What's it Closest To?

This resource can be used as an

Ready-To-Use Math Journal

MATH JOURNAL

This resource is a reproducible journal that

The great fraction hunt

THE GREAT FRACTION HUNT

This resource is a hands-on activity for

Fractions: Size Matters

Fractions: Size Matters

Mathematics, Grade 4

This resource focuses on equivalent

Once you have used the filters to generate a list of resources, select either the **title** or **preview window** of the resource to make your selection.



TOM TORLAKSON
State Superintendent
of Public Instruction

Selecting a Resource

$\frac{1}{4} = \frac{5}{8}$, because
 $1 + 4 = 5$ and
 $4 + 4 = 8$.

$\frac{1}{4} = \frac{5}{20}$, because
 $1 \times 5 = 5$ and
 $4 \times 5 = 20$.

[View All Materials](#) [equivalent_fractions.pdf](#) [Download](#)

[Equivalent_fractions.pdf](#)
[Using_models_to_critique_reasoning_when_finding_equivalent_fractions.docx](#)
[Equivalent_fractions2.pdf](#)

[Collaboration](#) [Reviews](#) [Share](#) [Related Resources](#) [Flag](#)

[Glossary Of Terms](#)

Many resources have downloadable materials. Make sure to select the “View All Materials” button for documents, presentation slides, or videos!



TOM TORLAKSON
State Superintendent
of Public Instruction

Selecting a Resource

Once you have selected a resource, information available under the tab “About this Resource,” provides a summary of the resource and a clear connection to the formative assessment process.

What is Close Reading?

A Look at the Background Behind Close Reading and the Teaching Process Behind How to Deeply Examine Text

By Kimberly Harrington, 4th Grade Classroom Teacher

[View All Materials](#) `what_is_close_reading-2.pptx` [Download](#)

[About This Resource](#) [Collaboration](#) [Reviews](#) [Share](#) [Related Resources](#) [Flag](#)

Have you used this resource? If so, please take a moment to [review it](#). ★★★★★ 2 reviewers



TOM TORLAKSON
State Superintendent
of Public Instruction

Marking Your Favorites

Close Reading: Teaching Deeper Thinking with Students

PROFESSIONAL LEARNING RESOURCE

Author: [Kim Harrington](#) | Owner: [Kim Harrington](#)

Contributor: [Kim Harrington](#)

A thumbnail image for a presentation titled "What is Close Reading?". The background is dark blue with a lighter blue wavy pattern at the top. The title "What is Close Reading?" is in large, light blue font. Below it, the subtitle "A Look at the Background Behind Close Reading and the Teaching Process Behind How to Deeply Examine Text" is in white font.

[View All Materials](#) what_is_close_reading-2.pptx [Download](#)

[Add to Favorites](#)

Once you find a resource that you would like to save, simply hover over and select “Add to Favorites”.



TOM TORLAKSON
State Superintendent
of Public Instruction

Marking Your Favorites

The screenshot shows the Smarter Balanced Digital Library interface. At the top, there is a navigation bar with the Smarter Balanced logo, a "Digital Library" tab, and user options for "Jennifer", "Notifications", "Feedback", and "Favorites (2)". The "Favorites (2)" button is highlighted with a red rectangle. Below the navigation bar, there is a "Back" button and a resource card titled "Close Reading: Teaching Deeper Thinking with Students". The card includes the text "PROFESSIONAL LEARNING RESOURCE" and an "Add to Favorites" button. Below the title, it lists the author and owner as "Kim Harrington" and the contributor as "Kim Harrington". The main content area shows a presentation slide titled "What is Close Reading?" with the subtitle "A Look at the Background Behind Close Reading and the Teaching Process Behind How to Deeply Examine Text". At the bottom of the slide, there are buttons for "View All Materials" and "Download".

Your selection now appears under “Favorites” in the tool bar.



TOM TORLAKSON
State Superintendent
of Public Instruction

Subscribing to Forums and Starting Discussions

What is Close Reading?
A Look at the Background Behind Close Reading and the Teaching Process Behind How to Deeply Examine Text
By Kimberly Harrington, 4th Grade Classroom Teacher

View All Materials - what_is_close_reading-2.pptx Download

About This Resource **Collaboration** Reviews Share Related Resources Flag

Have you used this resource? If so, please take a moment to review it. ★★★★★ 2 reviewers

Be aware this is a public site. You are participating as an employee of your district or institution.

2 Topics: Sort by: Most Recent Activity ▼ Participants (2)

Subscribe to Forum
+ Start a Discussion

Topic	Posts
Implementation Have you used this resource? Please join the discussion to share how you have implemented this resource so that other... Started by: Kim Harrington Latest Reply: Lora Ballard Jul 15th 2015 2:40 pm	1 POSTS
Suggested Modifications to Support a Range of Learners How have you modified this resource to differentiate for a range of learners? Please share your ideas. Started by: Kim Harrington Latest Reply: Kim Harrington Jul 12th 2014 5:29 pm	0 POSTS

You may subscribe to a forum to receive communications about a resource, or you can start a discussion about a desired resource. Begin by selecting the “Collaboration” tab. Next, select “Subscribe to Forum” or “Start a Discussion.”



TOM TORLAKSON
State Superintendent
of Public Instruction

Resources on the CDE Digital Library Web Page

<http://www.cde.ca.gov/ta/tg/sa/diglib.asp>

- Videos
 - ✓ [Exploring the Smarter Balanced Digital Library](#)
 - ✓ [Introducing the Smarter Balanced Digital Library](#)
 - ✓ [Quality Criteria for the Digital Library](#)
- Slide Show
 - ✓ [Digital Library Overview and Sample Resources](#)
- PDFs
 - ✓ [Digital Library Fact Sheet](#)
 - ✓ [The Formative Assessment Process](#)



TOM TORLAKSON
State Superintendent
of Public Instruction

For further information about using the
Digital Library, please contact the
CalTAC Digital Library Help Desk

caltac@ets.org

1-855-631-1510

