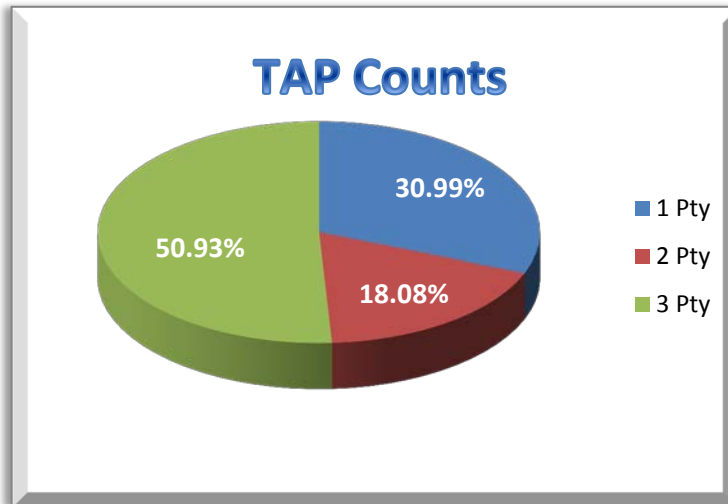


## Employee Counts 9-17-2012

### Employee Counts

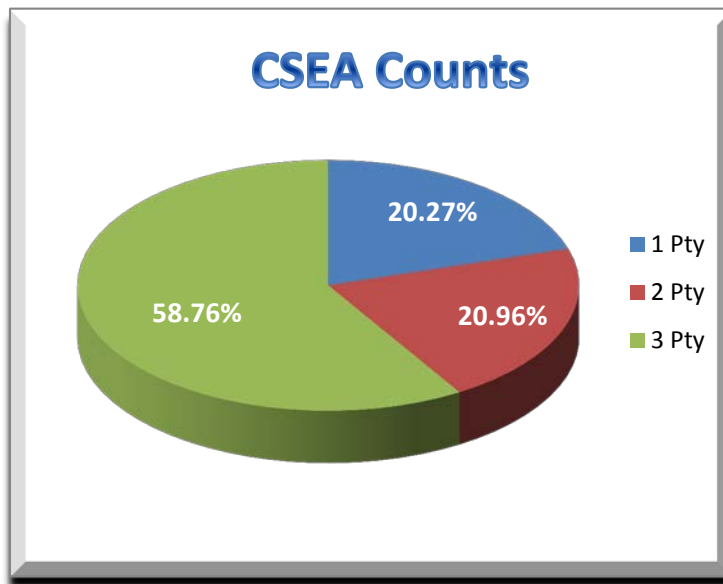
#### TAP:

1 Pty	216	30.99%
2 Pty	126	18.08%
3 Pty	355	50.93%
	697	



#### CSEA:

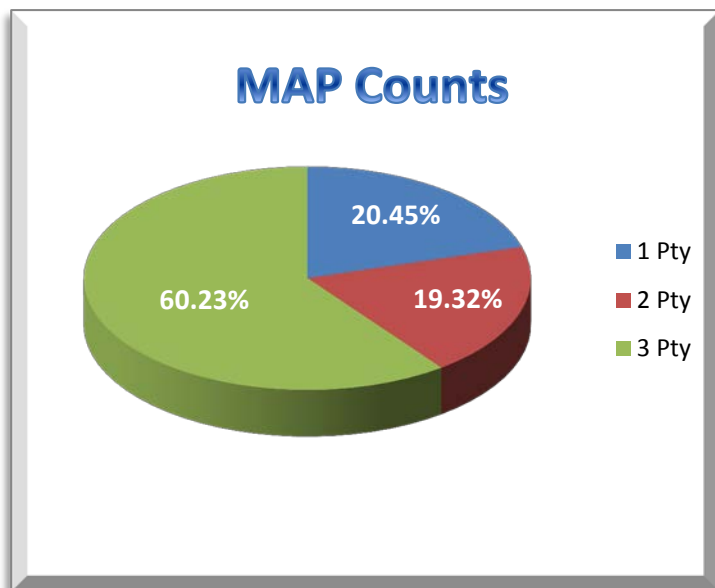
1 Pty	59	20.27%
2 Pty	61	20.96%
3 Pty	171	58.76%
	291	



## Employee Counts 9-17-2012

### MAP

1 Pty	18	20.45%
2 Pty	17	19.32%
3 Pty	53	60.23%
	88	



### ALL Employees

1 Pty	293	27.23%
2 Pty	204	18.96%
3 Pty	579	53.81%
	1076	

